

Product	Description	Part Number	Weight	List Price
---------	-------------	-------------	--------	------------



See us for all of your replacement pivot parts needs such as: pressure regulators, end guns, booster pumps, U-Joints, gear boxes, center drives, drops, goosenecks, hose, micro-switches, electrical, wheels & tires.

DRIVE COUPLER ASSEMBLY



1" round x 1" square (Old Style Valley, Gifford Hill)	6-1531	2.5	23.00
1" round x 7/8" square (New Style Valley)	6-1532	2.5	23.00
1" round x 3/4" square (Gifford Hill, Olson, Lindsay, Electrogator)	6-1533	2.5	23.00
1" round w/kw x 3/4" square (Old Style Lockwood)	6-1534	2.5	23.00
1" round w/kw x 1" square (New Style Lockwood)	8-1422	2.5	23.00
1 1/8" round x 3/4" square	8-1423	2.5	23.00
1 1/8" round x 1" square (Gifford Hill)	8-1424	2.5	23.00



Puck Only	2-0046		Call
-----------	--------	--	------

Features:

1. Clover leaf style with live rubber insert absorbs shock and reduces wear on driveline components.
2. Casting design holds bolt in place and requires only one wrench to install.
3. Aluminum alloy and five piece design makes this "U-Joint" easy to install or remove. No more rust.

UNIVERSAL DRIVE COUPLING



1" Round x 1", 7/8", 3/4"	2-0156		Call
Rubber Disc Only	--		Call

Features:

1. The rubber disc absorbs shock from gear motors to wheel drive.
2. The ends can be ordered to fit most any center pivot drive line.
3. The round end is split for easy installation and a tight fit.
4. The disc design allows for some misalignment on the drive line.
5. The units are Made in the USA using top materials.
6. The rubber disc is 5" in diameter, all hardware is grade 5.

PIVOT DRAINS

Quick Drain

Lindsay Type, 20-75 psi	2-1183		Call
Lindsay Type, 5-30 psi	2-1184		Call

Drain Valve

Star, Plastic	--	--	Call
Star, Metal	2-1182		Call




Plastic





Metal


CENTER PIVOT PARTS



Product	Description	Part Number	Weight	List Price
PIVOT RUBBER BOOT 	4 PLY			
	6 5/8" x 16" long	7.01" OD 6-1535	3.5	38.00/ea
	6 5/8" foot	7.01" OD 6-9580	-	38.70/ft
	7" x 16" long	2-1270		Call
	8" x 12" long	2-1271		Call
	8-5/8" x 16" long	2-1272		Call
	2 PLY			
	6"/foot	6.38" OD 6-9576		Call
	6 5/8"/foot	7.01" OD 6-9577	2.0	21.00
	8"/foot	8.46" OD 6-9578	2.2	25.00
10"/foot	10.63" OD 6-9579	2.9	40.00	



PIVOT CLAMP 	4-1/2" Stainless Steel	2-1275		Call
	5" Stainless Steel	2-1276		Call
	6" Stainless Steel	2-1278	0.5	Call
	6 5/8" Stainless Steel	6-1536		11.00
	7" Stainless Steel	2-1279		Call
	8" Stainless Steel	6-9581		19.00
	8-5/8" Stainless Steel	2-1280	--	Call
	9" Stainless Steel	--		17.00
	10" Stainless Steel	2-1281		Call

PIVOT FLANGE GASKET 	5-9/16"	2-1317		Call
	6" (5" id x 8" od)	9-5436	-	9.00
	6-5/8" (6-5/8" id x 8" od)	9-5437	-	7.70
	8", Lindsay Style	2-1319		Call

PIVOT WEIGHT 	15" Polyethylene	6-9548	1.0	4.50
	20" Polyethylene	6-9549	1.4	4.50
	24" Polyethylene	6-9550	1.5	5.50
	30" Polyethylene	6-9551	2.0	6.90
	10" PVC (w/ fpt xfpt)	6-9552	2.0	8.10
	11" PVC (w/ fpt xfpt)	6-9553	2.0	7.00
	13.75" PVC (w/ fpt xfpt)	6-9554	2.5	6.00
	16.5" PVC (w/ fpt xfpt)	6-9555	3.1	8.00

- Ends of pipe are rounded for attractive appearance and functionality
 - Strong UV inhibitors added to weight for longevity


PIVOT DROP ELBOW 	Single, Steel Galv:			
	3/4", MxF	6-6701		7.10
	3/4" MxM	2-1412		Call
	Single, PVC:			
	125 Degree, 3/4" FPT x Barb	2-1086		Call
	125 Degree, 3/4" FxM	2-1088		Call
	180 Degree, 3/4" FPT x Barb	--	--	Call
	180 Degree, 3/4" MXF	2-1418		Call
	180 Degree, 3/4" MXM	2-1417		Call
	180 Degree, 3/4" MPT x Barb	2-1419		Call

	Double, PVC:			
	125 Degree, 3/4" FPT x Barb	--	--	Call
	125 Degree, 3/4" FxM	2-1408		Call


PVC, Single

PVC, Double

- U Pipes have 6" radius
 - M x M configuration is available
 - PVC Drop Elbow has strong UV inhibitors for year round use.

Product	Description	Part Number	Weight	List Price
DROP RISER (GALVANIZED STEEL)		Galvanized:		
		24"	--	Call
		30"	--	Call
		36"	--	Call
		42"	--	Call
		48"	--	Call
		54"	--	Call
		60"	--	Call
		66"	--	Call
		72"	--	Call
		78"	--	Call
		84"	--	Call
		90"	--	Call
		96"	--	Call
		102"	--	Call
108"	--	Call		
114"	--	Call		
120"	--	Call		

- 3/4" MPT x 3/4" FPT


DROP RISER (POLYETHYLENE)		Poly PVC:		
		24"	--	Call
		30"	2-1436	Call
		36"	2-1437	Call
		42"	2-1438	Call
		48"	2-1439	Call
		54"	2-1440	Call
		60"	2-1441	Call
		66"	2-1442	Call
		72"	2-1443	Call
		78"	2-1444	Call
		84"	2-1445	Call
		90"	2-1446	Call
		96"	2-1447	Call
		102"	2-1448	Call
108"	--	Call		
114"	--	Call		
120"	--	Call		


- 3/4" MPT x 3/4" FPT
 - Strongest clamp on the market, 100% guaranteed.
 - Strong UV inhibitors for year round use.
 - These heavy duty drops are made from top quality polyethylene materials and the heaviest duty clamp on the market. These drops are engineered to withstand tough use conditions and are perfect for use in areas with corrosive water.

END GUN BOOSTER PUMP (MOTOR & PUMP)	2-HP, 130 GPM (2-1/2" Suction x 2" Discharge)	2-1106	69	Call
---	--	--------	----	------



- All Parts are interchangeable with Berkeley Model #C2MPS
 - With Leeson 2-HP (TEFC) 3-phase Motor, 460 volt

END GUN BOOSTER PUMP (COMPONENTS)		Volute Case	2-1115	Call
		Motor Bracket	2-1111	Call
		Cast iron Impeller	2-1113	Call
		Brass Impeller	2-1559	Call
		Stainless Steel Impeller	2-1560	Call
		Motor Bracket Gasket	2-1110	Call
		Volute Gasket	2-1114	Call
		Impeller Spacer	2-1561	Call
		Mechanical Seal	2-1112	Call
		Motor Only, 2-HP, 3-Phase, 460V	2-1118	Call

PIVOT END GUN VALVE		3/4"	9-7651	68.00
		1"	9-7652	68.00
		2"	9-7653	105.00
		2" 90°	9-7654	120.00

* Includes automatic drain and plug.

CENTER PIVOT PARTS



Product	Description	Part Number	Weight	List Price
---------	-------------	-------------	--------	------------

UNIVERSAL DRIVE GEAR BOX (NON-TOW)



52:1 Gearbox, Valley Style
50:1 Gearbox, Universal

2-1341
2-0197

Call
Call

Features

1. Heavy-Duty gearbox with universal mounting.
2. Totally enclosed internal air expansion chamber.
3. High tensile strength worm shaft.
4. Most durable worm gear available.
5. One-piece high strength output shaft.
6. Heavy-duty taper roller bearings.
7. Extreme-duty ductile iron end caps.
8. New self-contained cartridge style input and output shaft seals eliminating oil leaks.
9. Plates seal cover for protection of unused input shaft

HELICAL GEAR MOTORS



34 RPM, 50:1, 3/4 HP
43 RPM, 40:1, 3/4 HP
68 RPM, 25:1, 1-1/2 HP
86 RPM, 20:1, 1-1/2" HP

2-0206
2-0205
2-0204
2-0203

Call
Call
Call
Call

Features

1. 460/380 Volt, 3 phase motor, 60/50 hz
2. Motor is thermally protected with automatic reset.
3. Class F2 Insulation, UL & CSA Certified.
4. Corrosion resistant finned aluminum motor frame.
5. Aluminum motor frame is sealed at junction points.
6. Integral heat-treated pinion gear on motor shaft.

STATOR ASSEMBLIES



3/4 Horse Power
1-1/2 Horse Power

2-0207
2-0208

Call
Call

Features

1. 460/380 Volt, 3 phase motor, 60/50 hz
2. Available in 3/4 and 1-1/2 HP models
3. Class F insulation.
4. Totally interchangeable with Valmont Stators.
5. Includes the 4 mounting bolts, strain relief and wire nuts.
6. Aluminum motor frame resists corrosion.

PIVOT TIRE, MACH II (FIBERGLASS)



Tire Only

	11.2 x 24	9-7560	76.0	535.00
For 8" Rim	14.9 x 24	9-7561	90.0	599.00
For 10" Rim	14.9 x 24	9-7562	96.0	690.00
	11.2 x 38	9-7563	96.0	662.00

Tire & Rim

With 8" Rim	11.2 x 24	9-7564	180.0	785.00
With 8" Rim	14.9 x 24	9-7565	195.0	850.00
With 10" Rim	14.9 x 24	9-7566	205.0	960.00
With 10" Rim	11.2 x 38	9-7567	270.0	1,150.00

Features

1. Superior Traction
2. Will Not Go Flat
3. Chemical, Fertilizer & UV Resistant
4. Less Stress on Drive Train Components
5. Price Comparable
6. Improved Tire Track

Product	Description	Part Number	Weight	List Price
---------	-------------	-------------	--------	------------

DRIVE LINE COUPLING BELL ENDS & DRIVE SHAFT SHIELDS



Bell end, Black, 7/8"	2-0287	Call
Bell end, Grey, 3/4"	2-0286	Call
Cover, Grey, 7/8" (Specify Length)	--	Call
Cover, Black, 3/4" (Specify Length)	--	Call

Features

1. Durable, high quality plastic drive coupler shields (bell end) will not crack like the competition, Made in USA
2. Color coded based on the drive shaft size. Black bell end for 3/4" and Grey for 7/8".
3. Drive shaft shields are also color coded for easy identification. Black for 3/4" and Grey for 7/8" drive shafts
4. Clamps are not needed to hold the bell ends and shaft covers in place.
5. The units are Made in the USA using top materials.
6. Drive shaft covers are available in custom lengths, please specify.

GEARMOTOR



58:1 ratio, 30 RPM, 1 HP motor	2-0221	Call
47:1 ratio, 37 RPM, 1 HP motor	2-0224	Call
39:1 ratio, 45 RPM, 1 HP motor	2-0220	Call
31:1 ratio, 56 RPM, 1-1/2 HP motor	2-0223	Call
21:1 ratio, 84 RPM, 1-1/2 HP motor	2-0222	Call

Features

1. 460/380 Volt, 3 Phase, 60/50 hz
2. Special CorroGuard insulation for longer motor life.
3. Stainless steel motor frame for corrosion resistance.
4. Motor is thermally protected.
5. Splined motor/gearbox design.

MOTOR



1 HP, 460/380 Volt, 60/50 hz	--	Call
1-1/2 HP, 460/380 Volt, 60/50 hz	--	Call

Features

1. Top quality gear motor from the most experienced American mfg of center pivot gear motors.
2. Designed to operate in extreme environments. The gear motor has a corrosion resistant housing and incorporates an inherit overload protection for the motor.
3. Simplicity, flexibility and reliability.
4. 100% of all motors are factory tested before packaging.

GEAR BOX



58:1 ratio, 30 RPM	2-0240	Call
47:1 ratio, 37 RPM	2-0239	Call
39:1 ratio, 45 RPM	2-0238	Call
31:1 ratio, 56 RPM	2-0235	Call
21:1 ratio, 84 RPM	2-0234	Call

Features

1. Splined design for the motor/gearbox connection.
2. Aluminum gearbox case.

CENTER PIVOT PARTS



Product	Description	Part Number	Weight	List Price
---------	-------------	-------------	--------	------------

NEMA C56 MOTOR



1 HP, 1800 RPM, US Motor	2-0262	Call
1-1/2 HP, 1800 RPM, Franklin Motor	2-0261	Call

Features

1. Fits on any NEMA 56 C flanged center drive gearbox
2. Stainless steel motor frame for corrosion resistance.
3. CorroGuard insulation for longer motor life.
4. Motor is thermally protected

NEMA C56 MOTOR, GE MOTORS



1 HP, 1725 RPM	2-0258	Call
1-1/2 HP, 1725 RPM	2-0259	Call

Features

1. Totally enclosed fan cooled design.
2. Bearings are double sealed and grease packed.
3. Class F insulation.
4. Motor is thermally protected
5. Heavy duty plastic cooling shroud and fan cover are corrosion resistant.

UNIVERSAL NEMA C56 CENTER DRIVE GEARBOX



30:1 ratio	2-0251	Call
40:1 ratio	--	Call
50:1 ratio	2-0252	Call
60:1 ratio	2-0253	Call

Features







1. Universal mounting pattern.
2. Multiple available ratios available.
3. Aluminum gearbox housing.
4. Includes keyway coupling for the motor to gearbox connection.
5. Includes 2 seal savers for the output shafts.
6. High strength aluminum bronze bull gear.

PIVOT OR END TOWER LIGHT KIT



Rough duty light bulb kit, Complete	2-0536	Call
TOMAR Strobe light kit, Complete	2-0538	Call
Globe and pendant, 3/4" Fem	2-0549	Call
Globe and pendant, 1/2' Fem	2-0550	Call
Rough Duty Light, 75 watt	2-0547	Call
Screw in Strobe Light (Red, Green, Amber, Blue, Clear)	2-0543	Call

Universal light kit for installation at the pivot point or end tower. The kit comes complete with the flange adapter, extended gooseneck, shielded cable, globe assembly, and rough duty light assembly or TOMAR strobe light.

Product	Description	Part Number	Weight	List Price
R3000 ROTATOR®				
	R3000 Rotator Complete	2-1037		26.94
<p>* Indicate 31 N Nozzle Size and Plate type when ordering. * The Orange Plate is considered the corn plate.</p>				
A3000 ACCELERATOR				
	A3000 Accelerator Complete	2-1050		17.26
<p>* Indicate 3TN Nozzle Size and Plate type when ordering.</p>				
D3000 SPRAYHEAD				
	D3000 Sprayhead Complete	2-1063		5.22
<p>* Indicate 3TN Nozzle Size and Plate type when ordering.</p>				
I-WOB™				
	Standard-angle 9-groove, Black Deflector	i-Wob-SA-9G-UP3		22.02
	Standard-angle 6-groove, Grey Deflector	i-Wob-SA-6G-UP3		22.02
	Low-angle 9-groove, Blue Deflector	i-Wob-LA-9G-UP3		22.02
	Low-angle 6-groove, Blue Deflector	i-Wob-LA-6G-UP3		22.02
	Nozzles, Color Coded (#6-#24)	UP3 Nozzles		1.57
<p>* Indicate UP3 Nozzle Size when ordering.</p>				
XI-WOB™				
	6-Grooves, 10°, Blue Deflector	Xi-Wob-610-UP3		23.48
	6-Grooves, 15°, Black Deflector	Xi-Wob-615-UP3		23.48
	9-Grooves, 10°, Grey Deflector	Xi-Wob-910-UP3		23.48
	Top-of-Pipe, 6-Grooves, 5°, White Deflector	Xi-Wob-605-TOP-UP3		23.48
	Nozzles, Color Coded (#7-#24)	UP3 Nozzles		1.57
<p>* Indicate UP3 Nozzle Size when ordering.</p>				
PIVOT-MASTER IMPACT SPRINKLER (6°)				
	Single Nozzle			
	3006H 2.40 - 4.35 gpm	Nozzles #8-9	3006H-1-3/4" M PM	26.02
	4006H 3.80 - 7.70 gpm	Nozzles #10-12	4006H-1-3/4" M PM	26.02
	5006H 6.20 - 16.00 gpm	Nozzles #13-18	5006H-1-3/4" M PM	26.02
	Double Nozzle			
	4006H 4.55 - 15.08 gpm	Nozzles #10-12, #7-12	4006H-2-3/4" M PM	28.19
	5006H 12.32 - 30.47 gpm	Nozzles #13-18, #7-18	5006H-2-3/4" M PM	28.19
<p>* Specify Nozzle Size when ordering. * With Brass Swivel & Stem</p>				

CENTER PIVOT REGULATORS

Product	Description	Part Number	Weight	List Price
---------	-------------	-------------	--------	------------

PRESSURE REGULATOR UNIVERSAL FLOW

3/4" Barb x Square Thread



<u>PSI</u>	<u>GPM</u>		
6	0.5-8	10167-001	8.72
10	0.5-10	10167-002	8.72
15	0.5-12	10167-003	8.72
20	0.5-12	10167-004	8.72
25	0.5-12	10167-005	8.72
30	0.5-12	10167-006	8.72
40	0.5-12	10167-007	8.72
50	0.5-12	10167-008	8.72

3/4" FPT x Square Thread



<u>PSI</u>	<u>GPM</u>		
6	0.5-8	9572-001	9.09
10	0.5-10	9572-002	9.09
15	0.5-12	9572-003	9.09
20	0.5-12	9572-004	9.09
25	0.5-12	9572-005	9.09
30	0.5-12	9572-006	9.09
40	0.5-12	9572-007	9.09
50	0.5-12	9572-008	9.09

3/4" FPT x FPT



<u>PSI</u>	<u>GPM</u>		
6	0.5-8	9491-001	10.11
10	0.5-10	9491-002	10.11
15	0.5-12	9491-003	10.11
20	0.5-12	9491-004	10.11
25	0.5-12	9491-005	10.11
30	0.5-12	9491-006	10.11
40	0.5-12	9491-007	10.11
50	0.5-12	9491-008	10.11

3/4" FHT x MHT



<u>PSI</u>	<u>GPM</u>		
6	0.5-8	9561-001	10.26
10	0.5-10	9561-002	10.26
15	0.5-12	9561-003	10.26
20	0.5-12	9561-004	10.26
25	0.5-12	9561-005	10.26
30	0.5-12	9561-006	10.26
40	0.5-12	9561-007	10.26
50	0.5-12	9561-008	10.26

3/4" FPT x MHT



<u>PSI</u>	<u>GPM</u>		
6	0.5-8	9581-001	10.26
10	0.5-10	9581-002	10.26
15	0.5-12	9581-003	10.26
20	0.5-12	9581-004	10.26
25	0.5-12	9581-005	10.26
30	0.5-12	9581-006	10.26
40	0.5-12	9581-007	10.26
50	0.5-12	9581-008	10.26

CENTER PIVOT REGULATORS

Product	Description	Part Number	Weight	List Price
PRESSURE REGULATOR HI-FLOW				

3/4" FPT x Square Thread



<u>PSI</u>	<u>GPM</u>			
6	0.5-8	9611-001		15.40
10	0.5-10	9611-002		15.40
15	0.5-12	9611-003		15.40
20	0.5-12	9611-005		15.40
25	0.5-12	9611-006		15.40
30	0.5-12	9611-007		15.40
40	0.5-12	9611-008		15.40
50	0.5-12	9611-009		15.40

3/4" FPT x FPT



<u>PSI</u>	<u>GPM</u>			
6	0.5-8	9071-001		15.80
10	0.5-10	9071-002		15.80
15	0.5-12	9071-003		15.80
20	0.5-12	9071-005		15.80
25	0.5-12	9071-006		15.80
30	0.5-12	9071-007		15.80
40	0.5-12	9071-008		15.80
50	0.5-12	9071-009		15.80

SCREENS



Product	Description	Part Number	Weight	List Price
SCREEN, E-Z	Square Grid	9-7316	-	2.50
	Bar Grid	9-7317	-	2.50



Features:

- Stops Nozzle Plugging on Even the Smallest Nozzles, 3/64" Hose Size
- Self Flushing Design-Never Needs Cleaning
- Can Be Used on Any System
- Two Sizes to Accommodate Nozzle Flow Rates
- Threaded Mounting

INLINE SCREEN (STAINLESS STEEL 24 GA.)



Size	Outside Diameter of inlet of Screen			Length	Part #	Weight	List Price
	BE-Bullnose End	RE-Rolled End	OE-Open End				
2"	2"	2"	2"	18"	6-1513	0.5	39.00
3"	3"	3"	3"	18"	6-1514	0.5	39.00
4"	4"			36"	6-1510-BE	1.3	57.00
4"		3-7/8"		36"	6-1510-RE	1.3	57.00
4"			4"	36"	6-1510-OE	1.3	57.00
5"	4-7/8"			36"	6-1515-BE	2.0	71.00
5"		4-3/4"		36"	6-1515-RE	2.0	71.00
5"			5"	36"	6-1515-OE	2.0	71.00
6"	5-3/4"			36"	6-1511-BE	3.5	84.00
6"		5-5/8"		36"	6-1511-RE	3.5	84.00
6"			6"	36"	6-1511-OE	3.5	84.00
8"	7-3/4"			36"	6-1512-BE	5.0	103.00
8"		7-5/8"		36"	6-1512-RE	5.0	99.00
8"			8"	36"	6-1512-OE	5.0	103.00
10"	9-3/4"			36"	6-1469-BE	7.0	130.00
10"		9-5/8"		36"	6-1469-RE	7.0	130.00
10"			10"	36"	6-1469-OE	7.0	130.00

Features:

- Keeps sprinkler heads from plugging
- Makes couplers easier to connect and disconnect
- Works with large volumes of water up to 1000 gallons per minute.
- Collects large amounts of sand, gravel, and debris without cleaning.

*Hole size = 3/32" (.09375"). Special order available on smaller .05" hole size.

SCREEN FILTER, GALVANIZED

(FLANGE X FLANGE)

Size	GPM	Screen			
8"	1200	1/16"	9-7312	-	1,850.00
8"	1200	3/32"	9-7313	-	1,850.00
8"	1750	1/16"	9-7314	-	2,780.00
8"	1750	3/32"	9-7315	-	2,780.00



Product	Description	Part Number	Weight	List Price
SOIL MOISTURE TESTER IRROMETER Features: - 5 different lengths to choose from - Only the gauge is replaceable - Conserves water - Saves energy from pumping excessive water	Irrrometer: 6"	6-1504	0.8	121.00
	12"	6-1508	1.0	126.00
	18"	6-1509	1.1	131.00
	24"	6-1516	1.2	136.00
	36"	6-1517	1.5	146.00
	48"	6-1518	1.7	155.00
	Service Unit	6-1519	1.1	89.00



Recommended by the soil conservation departments of the USDA and local water conservation districts as an easy tool to prevent over-watering
Optional service kit is required with the first installation of a tensiometer.
This unit is not recommended for areas where the instrument could get easily hit or where there are a lot of stones in the soil.

PRESSURE GAUGE
2-1/2" & 4" DIAL FACES

For Irrigation Water



- 1/4" brass male pipe thread base
- Stainless steel case
- Silicone filled gauge (on the liquid filled gauges)
- Glass lens

Dry (2-1/2" Dial Face)

#0-30 PSI Dry	2-1/2"	6-9768	0.3	6.00
#0-100 PSI Dry		6-1520	0.3	6.00
#0-200 PSI Dry		6-1521	0.3	6.00

Liquid Filled (2-1/2" Dial Face)

#0-15 PSI Liquid Filled	2-1/2"	6-9754	0.5	15.00
#0-30 PSI Liquid Filled		6-9755	0.5	15.00
#0-60 PSI Liquid Filled		6-9756	0.5	15.00
#0-100 PSI Liquid Filled		6-9757	0.5	15.00
#0-160 PSI Liquid Filled		6-1522	0.5	22.00
#0-200 PSI Liquid Filled		6-9758	0.5	15.00
#0-300 PSI Liquid Filled		6-9759	0.5	15.00

Liquid Filled (4" Dial Face)

#0-15 PSI Liquid Filled	4"	9-5271	1.5	31.00
#0-30 PSI Liquid Filled		9-5274	1.5	31.00
#0-60 PSI Liquid Filled		9-5276	1.5	31.00
#0-100 PSI Liquid Filled		9-5270	1.5	31.00
#0-160 PSI Liquid Filled		9-5272	1.2	31.00
#0-200 PSI Liquid Filled		9-5273	1.5	31.00
#0-300 PSI Liquid Filled		9-5275	1.5	31.00

PRESSURE GAUGE
LIQUID MANURE



- 1/4" brass male pipe thread base
- Stainless steel case
- Silicone filled gauge (on the liquid filled gauges)
- Glass lens

For Liquid Manure (2-1/2" Dial Face):

#0-160 PSI - Dry	2-1/2"	6-1578	0.5	62.00
#0-160 PSI - Liquid Filled		6-9570	0.5	55.00

Fittings